

Wall saddle monoblock medium temperature MOD. IPAM613C ❄️



Included accessories



LED LIGHT



DOOR MICROSWITCH

Table of cooling capacities in W and cold room m³ - MOD. IPAM613C - R455A

COLD ROOM T.

AMBIENT T.	5 °C		2 °C		0 °C		-2 °C		-5 °C	
	W	m3	W	m3	W	m3	W	m3	W	m3
25 °C	2847	44,7	2699	36,7	2554	28,6	2412	27,5	2274	26,4
32 °C	2597	35,7	2460	29,9	2330	24,0	2193	23,3	2064	22,6
38 °C	2376	26,8	2249	23,7	2124	20,6	2002	19,6	1882	18,6
43 °C	2181	17,2	2063	17,0	1946	16,8	1833	15,5	1721	14,2

Technical data

Model	IPAM613C
Type	Monoblock (600)
Mounting	Wall
Application	MBP
Expansion	Valve
Defrost	Hot gas
CAT. PED	1
Refrigerant	R455A

Dimensions

Width W	600 mm
Depth D	1004 mm
Height H	800 mm
Net weight	80 kg

Absorption

Power consumption	1150 W
Current consumption	2,9 A

Condenser

Condensation	Air
No. of fan-motors	1
Diameter	300 mm
Air flow	1400 m ³ /h

Evaporator

No. of fan-motors	1
Diameter	300 mm
Air flow	1450 m ³ /h
Air throw	5 m

Compressor

Type	Hermetic
No. of compressors	1 (TAJ4517P)
Brand	TECUMSEH
Voltage	380-420/3/50
Displacment	25,95 cm ³

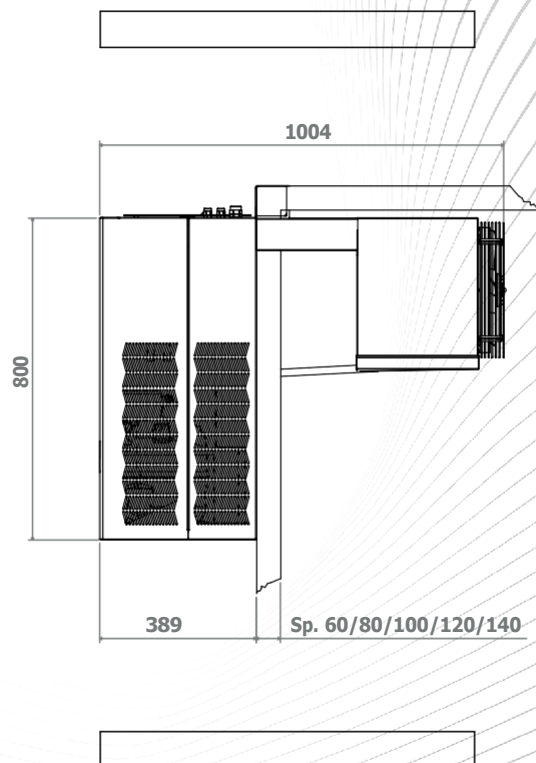
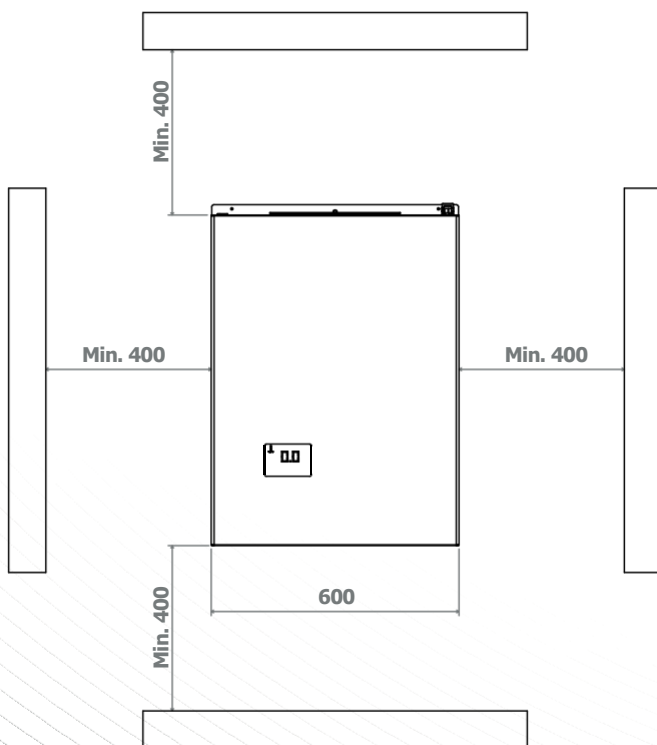
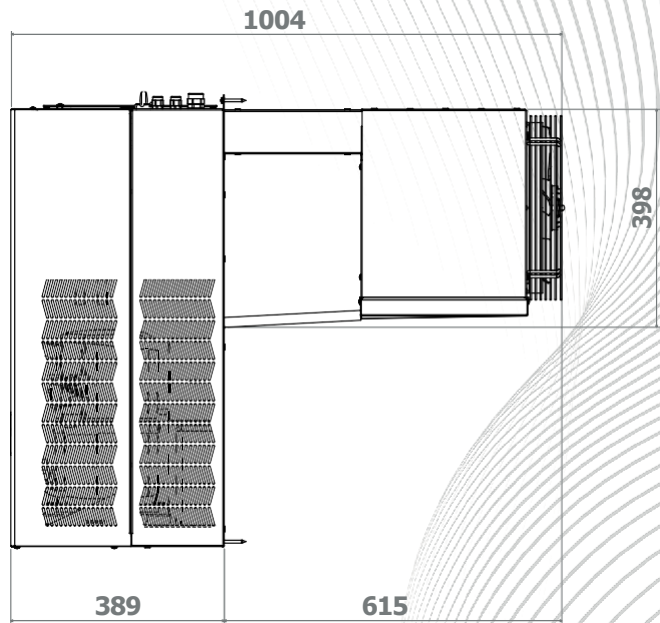
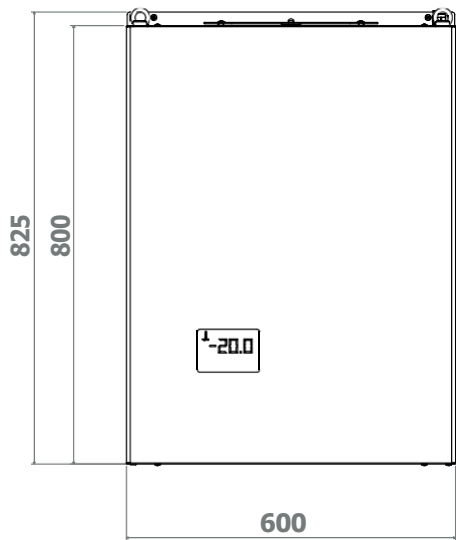
Technical features (standard)

- Structure in zinc-plated metal sheet coated with epoxy primer and powder (RAL 9003);
- Easily removable front cover to facilitate both verification and maintenance operations;
- Internal arrangement of components designed to facilitate their maintenance;
- Hermetic compressors with thermal motor protection;
- Heat exchangers with striped copper and aluminium pipes;
- Air condensation;
- Air evaporation;
- Thermostatic valve expansion;
- Programmable hot gas defrosting;
- Heating cable for condensate drain in both MT and LT;
- Stainless steel tray for condensed water evaporation equipped with a copper coil with cataphoresis coating and an overflow exhaust pipe;
- High-pressure safety pressure switch (automatic reset/fixed setting);
- Electronic control unit;
- Programmable electronic board with touch control display;
- Control unit designed for remote management via Wi-Fi module (optional);
- Cold room light with cable L=2,5m;
- Micro-switch with cable L=2,5m;
- Power cable L=2,5m;
- Packaging with wooden pallet and cardboard (included)

Optional a request

- Plug-in kit th. 100 mm without hooks 600 series;
- Plug-in kit th. 60 mm with hooks 600 series;
- Plug-in kit th. 80 mm with hooks 600 series;
- Plug-in kit th. 100 mm with hooks 600 series;
- Plug-in kit th. 120 mm with hooks 600 series;
- Plug-in kit th. 140 mm with hooks 600 series;
- Low-pressure switch (automatic reset/fixed setting);
- Wi-Fi module for remote management;
- Condenser fan speed control with pressure switch;
- Condenser fan speed control with pressure speed variator;
- Compressor crankcase heater;
- Winter kit;
- Remote control panel with cable of 5/10/15/20m;
- Length increase for machine's power cables, light cable and door micro-switch cable (5/10/15/20m);
- Voltage monitor for three-phase application;
- Cataphoresis treatment on evaporator and/or condenser;
- Packaging with wooden cage;

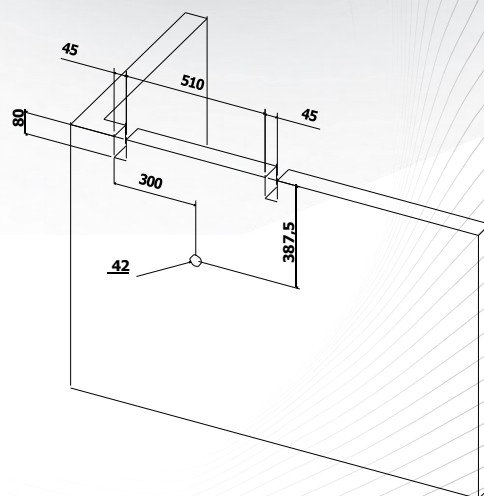
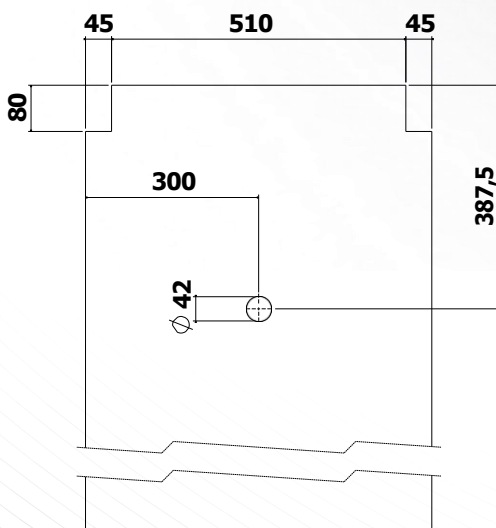
600 series wall monoblock dimensions



Wall monoblock “SADDLE” version (STANDARD) 600 series



Holes size in the cold room panel




Wall monoblock “PLUG-IN” version (OPTIONAL) 600 series



Hole size in the cold room wall


600



Wall monoblock “PLUG-IN PANEL WITH HOOKS” version (OPTIONAL) 600 series



Panel with hooks *dimensions*



Packaging dimensions for wall monoblock

